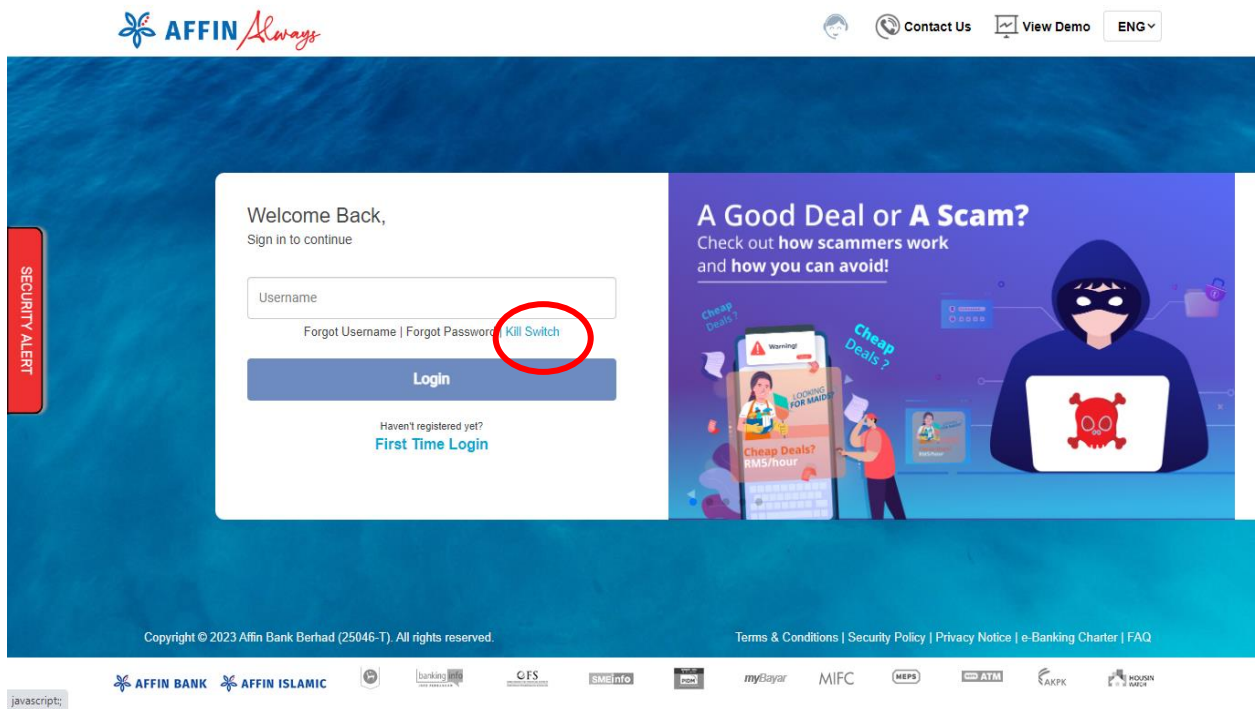


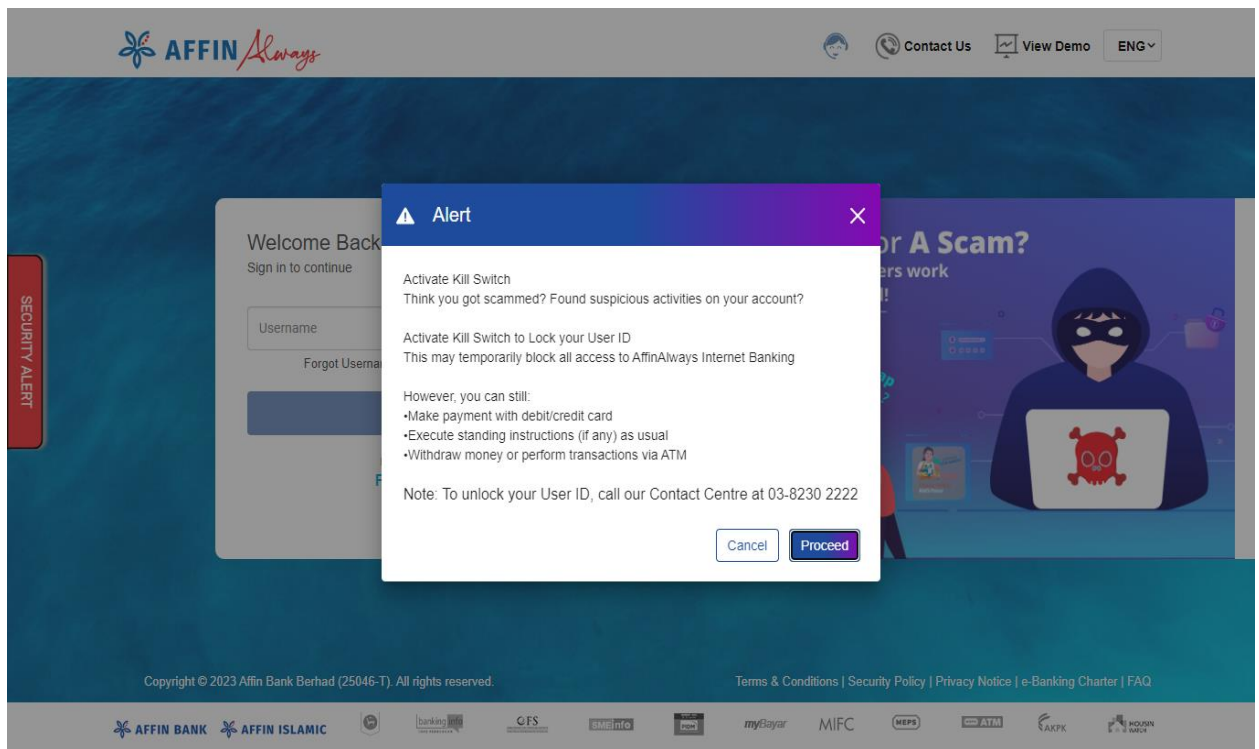
How to perform Kill Switch?

## How to perform Kill Switch?

- (i) Click “Kill Switch” at pre-login page



- (ii) Alert message will be prompted. Click “Proceed” to continue Kill Switch profile



- (iii) Key in Username and ID Number for profile validation and click Continue to proceed.

### Kill Switch

**IMPORTANT INFORMATION**  
Activate Kill Switch to lock your User ID

What you will not be able to do:

1. Login to AffinAlways Internet Banking
2. Perform transactions via AffinAlways

What you still can do as usual:

1. Make payment with debit / credit card
2. Withdraw money or perform transactions via ATM
3. Execute standing instructions (if any)

Username


ID Number

**Note :**  
To unlock your User ID, call our Contact Centre at 038230 2222.

Copyright © 2023 Affin Bank Berhad (25046-T). All rights reserved. Terms & Conditions | Security Policy | Privacy Notice | e-Banking Charter | FAQ

(iii) Successful message will display upon successful Kill Switch profile request

### Kill Switch Activated



You have locked your User ID and blocked all access to AffinAlways.

Copyright © 2023 Affin Bank Berhad (25046-T). All rights reserved. Terms & Conditions | Security Policy | Privacy Notice | e-Banking Charter | FAQ